

Infix ProLine

Flexible applications

Infix ProLine allows the integration of framed and frameless photovoltaic modules into new and old roofs regardless the type of roof covering ¹. The system is mounted on top of the existing roof battens and replaces the regular roof cladding.

High impermeability

Thanks to its substructure, the Infix ProLine meets the same requirements for waterproofing as a conventional roof. The special adapters ensure optimum ventilation while transmitting the occurring loads into the roof structure ².

Individual array

The roof can be entirely or partly covered with modules. Essentially, all connected module arrangements and integration of windows are possible ³.

Appealing optics

The Infix ProLine blends in harmoniously with the roof skin and creates an aesthetic module mounting system.

Static reliability assured

Using Mounting Systems' configuration software, the material for any standard configuration can be calculated in minutes, project-specific, auditable static verification (based on the applicable national norms) included.

Maximum service life

All components are made of extruded aluminium and stainless steel. This choice of material guarantees both full recyclability and a maximum service life due to high resistance to corrosion.

¹ The Infix ProLine-System is compatible with nearly all conventional types of roofing tile, formwork and slate roofing. For detailed information, please contact us before you commence planning.

² Complies with German roofing regulations. Any installation must also be in accordance with local roofing regulations.

³ Subject to previous checking.



In-roof



Framed module



Frameless module



Orientation portrait



Orientation landscape



Double Roman Tiles




Slate



Plain Tiles



Bitumen shingles



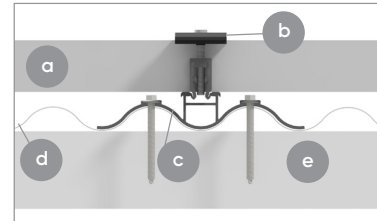
Installation in landscape orientation



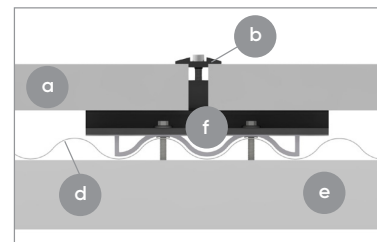


mounting systems

Application	Pitched roof – roof-integration
Roof cladding	Suitable for most types of roof cladding
Roof slope	10° to 45° (other slopes on request) ¹
PV modules	Framed, frameless
Total height of PV system	Portrait: 40 mm + module height Landscape: 30 mm + module height
Type of mounting	Flat
Module layout	Connected surfaces, as well as entire roof and integration of windows possible (subject to previous checking)
Module orientation	Portrait, landscape
Size of module array	Any size possible
Position of the module array	No special requirements
Roof structure	Battens as for conventional tile covering ²
Standards	Eurocode 1 – Actions on structures Eurocode 9 – Design of aluminium structures
Certificate	MPA Dresden: Fire behaviour tests in accordance with DIN EN 13501-5:2010-02
Supporting profiles	Extruded Aluminium (EN AW 6063 T66)
Small parts	Stainless steel (V2A)
Flashing (lateral and top)	Aluminium (EN AW 5005)
Corrugated metal	Aluminium (EN AW 3005)
Seals	EPDM
Colour	Profiles/sheeting: plate finish, black on demand
Warranty	10 years ³



Horizontal section, landscape installation



Horizontal section, portrait installation

- a PV module
- b Module clamp
- c Adapter for landscape installation
- d Corrugated sheet
- e Roof batten
- f Adapter for portrait installation

Warning! Waterproofing of the roof is heavily dependent on correct installation!

¹ Complies with German roofing regulations. Any installation must also be in accordance with local roofing regulations.

² The standard screws are dimensioned for roof battens 30 x 50 mm in wood classification 10. (Other on request.)

³ Please find the exact terms in the Mounting Systems GmbH warranty document.