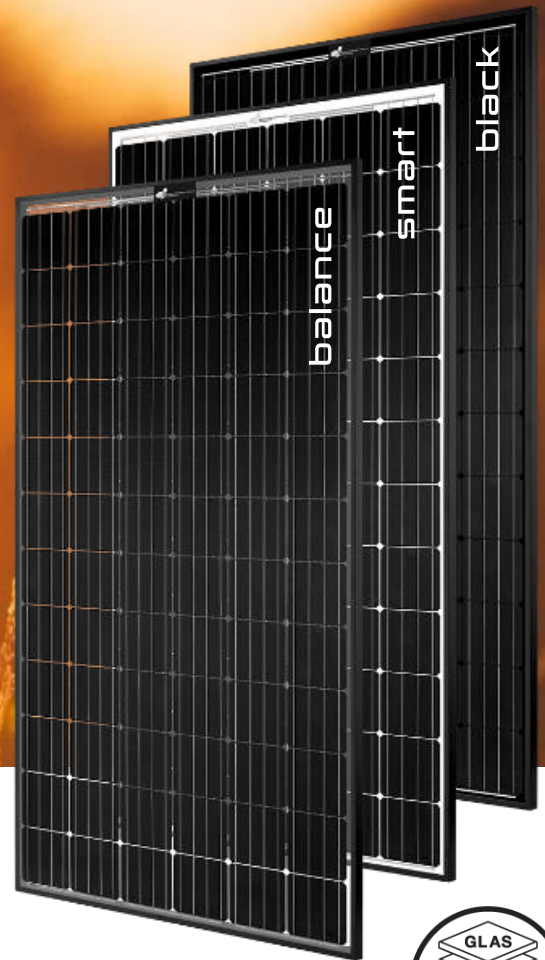


Optional
1500 volts module edition
 optional in transparent, white, full black
Total Care for the entire system
Extended product guarantee



EXCELLENT GLASS/GLASS M72
balance | smart | black

MONOCRYSTALLINE 330-345 WP



Long lifetime even under extreme conditions

2 x 2 mm strong, hardened and scratchresistant solar glass

Protection of cells against microcracks through double glass composite

Maximum test load 8.100 Pascal ²

Extended hail impact tests to 30 mm

Optimized for performance

PID-free monocrystalline high performance solar cells

Antireflective coated solar glass

Low-light optimized

Positively classified -0/+4.99 Wp

Industry-leading NMOT values

Highest quality standards

Manufactured according to
 DIN EN ISO 9001:2015
 DIN EN ISO 14001:2015
 BS OHSAS 18001:2007

PV-module type approval according to IEC 61215:2016 ³

PV-module safety qualification according to IEC 61730:2016 ³

Guaranteed performance ¹

30 years of linear performance guarantee

20 years product guarantee, optional extension to 30 years

Total Care for the entire system (optional)

¹ For detailed information please consult the CS Wismar GmbH warranty conditions

² See backside for detailed test loads

³ Subject to recertification

EXCELLENT GLASS/GLASS 330 | 335 | 340 | 345 M72

balance | smart | black

Performance STC

Under standard Test Conditions STC:
1000 W/m²; spectrum AM 1.5;
Cell temperature 25°C
Measurement tolerance STC:
P_{mpp} ±3%; I_{sc} ±10%; U_{oc} ±10%

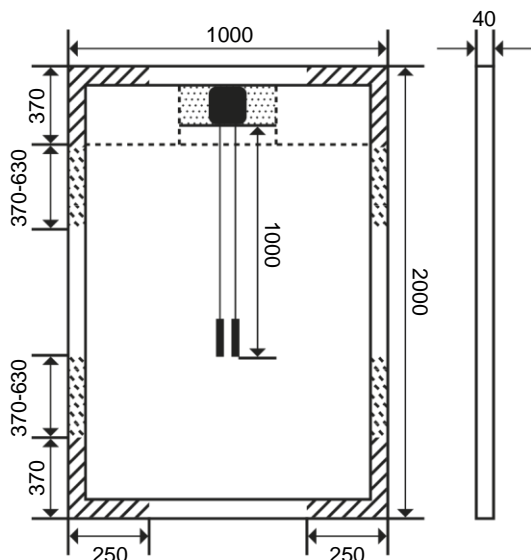
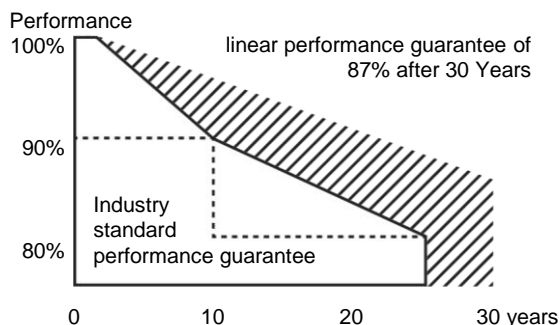
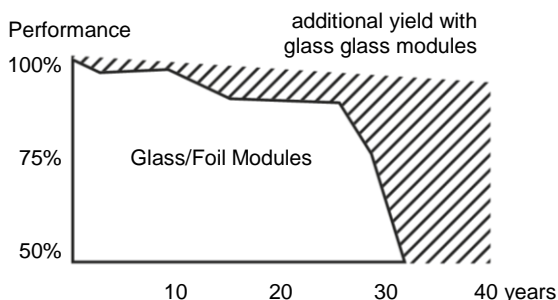
Nominal Power P _{mpp} (Wp)	330	335	340	345
Open Circuit Voltage U _{oc} (V)	45,87	46,04	46,18	46,31
Voltage U _{mpp} (V)	37,25	37,47	37,54	37,60
Short Circuit Current I _{sc} (A)	9,30	9,41	9,50	9,58
Current I _{mpp} (A)	8,83	8,96	9,09	9,22
Efficiency η (%)	16,5	16,8	17,0	17,3

Reduction of module efficiency at reduction from 1000 W/m² to 200 W/m²: 1,4% ± 0,8% (relative)

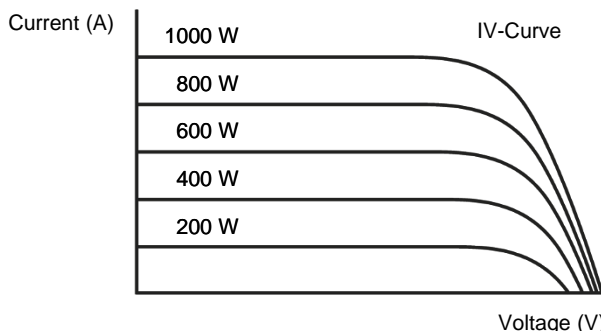
Performance NMOT

Nominal operating temperature of module
800 W/m², NMOT, AM 1.5

Nominal Power P _{mpp} (Wp)	259	264	268	273
Open Circuit Voltage U _{oc} (V)	42,59	42,75	42,88	43,00
Voltage U _{mpp} (V)	36,66	36,87	36,95	37,03
Short Circuit Current I _{sc} (A)	7,52	7,61	7,96	7,75
Current I _{mpp} (A)	7,06	7,16	7,26	7,37



measurements in mm



clamping area
 approved up to 2.400 Pa
 no contact between junction box and mounting profile permitted in this area.
 approved up to 5.400 Pa

Other Technical Specification

Max. system voltage	1000 V
Weight	26.5 ± 0.5 kg
Reverse Current Load IR	15 A
Junction box	IP 67 with 3 bypass diodes
Connectors	IP 67, MC4
Fire rating	class C
Operating temperature	-40°C ... +85°C
Design load: snow	5.400 Pa *
Max test load	8.100 Pa
Design load: wind	2.400 Pa *
Max test load	3.600 Pa

* safety factor 1.5

Thermal Properties

TC P _{mpp}	-0.41 %/K
TC U _{oc}	-0.31 %/K
TC I _{sc}	0.045 %/K
NMOT	45 +/- 2 °C

Material Used

No. of cells	72 cells
Type of cells	monocrystalline
Front	hardened solar glass
Frame	anodized aluminium
Frame height	40 mm

