


Optional
1500 volts module edition
Total Care for the entire system
Extended product guarantee



EXCELLENT PERC72
smart

PERC 355-370 Wp

**Aesthetic design,
simple installation and
maximum stability**

Extended clamping areas
and upside down
installation possible

Maximum test load
8.100 Pascal ²

**Optimized for
performance**

PID-free PERC high
performance solar cells

Antireflective-coated
solar glass

Low-light optimized

Positively classified
-0/+4.99 Wp

Industry-leading
NMOT values

**Highest quality
standards**

Manufactured
according to
DIN EN ISO 9001:2015
DIN EN ISO 14001:2015
BS OHSAS 18001:2007

PV-module
type approval
according to
IEC 61215:2016 ³

PV-module
safety qualification
according to
IEC 61730:2016 ³

**Guaranteed
performance ¹**

26 years of linear
performance guarantee

12 years product
guarantee, optional
extension to 25 years

Total Care for the entire
system (optional)

¹ For detailed information please consult the CS Wismar GmbH warranty conditions

² See backside for detailed test loads

³ Subject to recertification

EXCELLENT 355 | 360 | 365 | 370 PERC72 smart

Performance STC

Under standard Test Conditions STC:
1000 W/m²; spectrum AM 1.5;
Cell temperature 25°C
Measurement tolerance STC:
P_{mpp} ±3%; I_{sc} ±10%; U_{oc} ±10%

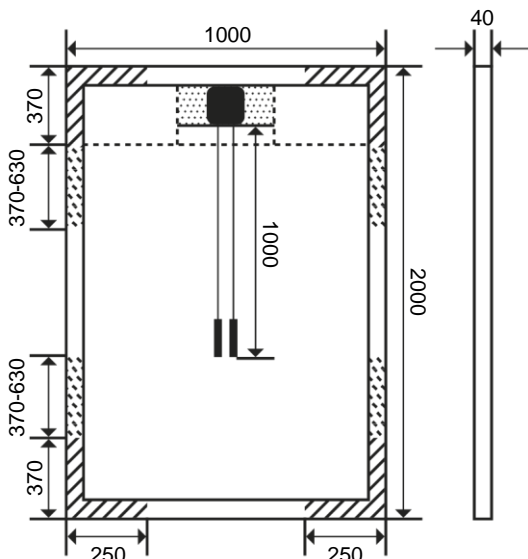
Nominal Power P _{mpp} (Wp)	355	360	365	370
Open Circuit Voltage U _{oc} (V)	47,01	47,13	47,41	47,67
Voltage U _{mpp} (V)	39,05	39,27	39,46	39,70
Short Circuit Current I _{sc} (A)	9,68	9,79	9,87	9,95
Current I _{mpp} (A)	9,09	9,17	9,25	9,32
Efficiency η (%)	17,8	18,0	18,3	18,5

Reduction of module efficiency at reduction from 1000 W/m² to 200 W/m²: 1,7% ± 0,2% (relative)

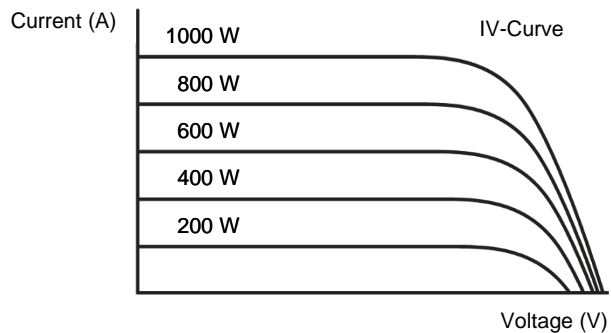
Performance NMOT

Nominal operating temperature of module
800 W/m², NMOT, AM 1.5

Nominal Power P _{mpp} (Wp)	280	284	288	292
Open Circuit Voltage U _{oc} (V)	43,97	44,08	44,34	44,58
Voltage U _{mpp} (V)	38,60	38,80	39,01	39,25
Short Circuit Current I _{sc} (A)	7,82	7,91	7,97	8,04
Current I _{mpp} (A)	7,25	7,32	7,38	7,44



measurements in mm



clamping area
 approved up to 2.400 Pa
 no contact between junction box and mounting profile permitted in this area.
 approved up to 5.400 Pa

Other Technical Specification

Max. system voltage	1000 V
Weight	22.5 ± 0.5 kg
Reverse Current Load I _R	15 A
Junction box	IP 67 with 3 bypass diodes
Connectors	IP 67, MC4
Fire rating	class C
Operating temperature	-40°C ... +85°C
Design load: snow	5.400 Pa *
Max test load	8.100 Pa
Design load: wind	2.400 Pa *
Max test load	3.600 Pa

* safety factor 1.5

Thermal Properties

TC P _{mpp}	-0.39 %/K
TC U _{oc}	-0.28 %/K
TC I _{sc}	0.040 %/K
NMOT	45 +/- 2 °C

Material Used

No. of cells	72 cells
Type of cells	mono perc
Front	hardened solar glass
Frame	anodized aluminium
Frame height	40 mm

